



## Workflow Systems for Pharmaceutical Artwork Development



# WHO WE ARE

Vakils Premedia provides specialist artwork and labeling outsource services to Pharmaceuticals Industries globally.

# THE CHALLENGES



Label and Artwork Management (LAM) is an extremely complex business operation that involves several stakeholders working together to deliver compliant artwork.





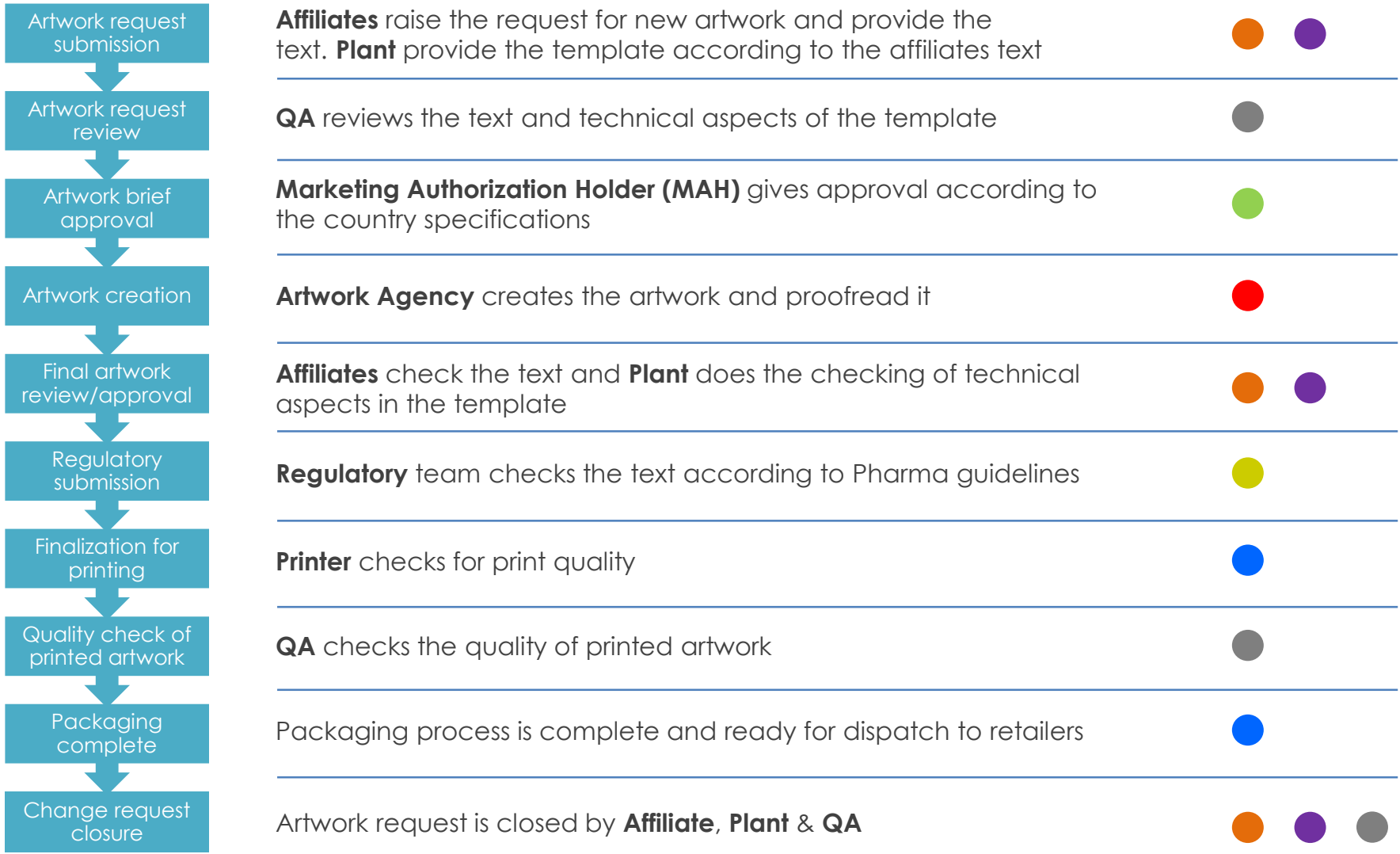
# THE CHALLENGES (continued)

Pharma companies annually deliver a few hundred to several thousand artworks based on their product portfolios.

While the timely delivery of packaging artwork is crucial to business, its quality is paramount to a successful program.

The implications of a low quality product can be catastrophic. A single mistake in labeling can cause recalls, lawsuits and millions of dollars in compensation and regulatory fines.

# THE SUPPLY CHAIN PROCESS



●  
**Affiliate**

●  
**Plant**

●  
**QA**

●  
**MAH**

●  
**Artwork Agency**

●  
**Regulatory**

●  
**Printer**

# WHY ARTWORK MANAGEMENT SYSTEM?

## An Artwork Management System improves:

- Productivity and costs
- Collaborative review and approval
- Compliance and validation

# WHY ARTWORK MANAGEMENT SYSTEM? (continued)

As Pharma goes evermore global, the importance of meeting parameters such as:

- **Quality**
- **Productivity**
- **Turn-around-time (TAT)**
- **Compliance**
- **Traceability**
- **Transparency**

continues to be an ongoing challenge.

## Technical Errors

- Incorrect barcode and braille
- Incorrect logos and colors
- Design and strength errors

## Content Errors

- Ambiguous presentation of information
- Omission of data
- Incorrect symbols



# BENEFITS OF ARTWORK SYSTEM

- Cost reduction through improved efficiencies

- Faster approval process and reduction in artwork lead times

- Reduced asset misuse (wrong versions, errors, reprints and recalls)

- Increased speed to market and timely product launches ensured

- Better asset reusability - common database

# PHARMA ART WORK WORKFLOW SOLUTIONS

- GLAMS PH – global artwork management system
- Indegene
- Twona Artwork Management System
- Perigord GLAMS Solution
- Esko Web Centre
- Manage Artworks

# HOW ARE WE USING THE ARTWORK MANAGEMENT SYSTEM

- Receiving project instructions
- General communication
- Internal and external approval cycles
- Track timelines

# COMMON PITFALLS TO A SUCCESSFUL ARTWORK WORKFLOW IMPLEMENTATION

- Artwork process not clearly defined.
- Standards not in place or not detailed enough
- Artwork Management System incorrectly used





# IMPLEMENTATION CASE STUDY




## CUSTOMIZED DASHBOARDS

▼ *My Projects*

Project Name:

**Search**

Found: 668 items. Page 1 of 34 | [Next](#) | [Last>>](#)

| <input type="checkbox"/> | Name   | <i>Actions</i> ▼               | Status              |
|--------------------------|--|--------------------------------|---------------------|
| <input type="checkbox"/> |  ProStrakan  | <a href="#">CTN-PAB-IE-003</a> | <b>Project Live</b> |
| <input type="checkbox"/> |  ProStrakan | <a href="#">LFT-PAB-IE-003</a> | <b>Project Live</b> |
| <input type="checkbox"/> |  Strakan    | <a href="#">LFT-SYT-GB-004</a> | <b>Project Live</b> |

- Each project has a status indication of position in the lifecycle.

# IMPLEMENTATION CASE STUDY (continued)

## CUSTOMIZED DASHBOARDS

The screenshot displays the 'My Work' dashboard for VAKILS PREMEDIA. At the top, there is a navigation bar with 'My Work', 'Search', and 'My WebCenter' dropdown menus. Below this, the 'My Work' section is titled, followed by a 'My Tasks' dropdown. A filter shows '12 Tasks assigned to: Me' and a checkbox for 'Show Non-Started Tasks'. A table lists tasks with columns for Task, Assignee, Previous Assignee, Status, Due Date, and Started. Two task entries are visible, both for 'Preflight/Validate inputs' with a due date of Nov 3, 2016 at 9:12 PM and 9:10 PM respectively. Each task lists three assignees: VAKILS PM, Sharma, Mukesh (MUKESH), and Anand, Rishi (RISHI).

| Task                      | Assignee                | Previous Assignee | Status | Due Date               | Started                |
|---------------------------|-------------------------|-------------------|--------|------------------------|------------------------|
| Preflight/Validate inputs | VAKILS PM               |                   |        |                        |                        |
|                           | Sharma, Mukesh (MUKESH) |                   | ▶      | Nov 3, 2016 at 9:12 PM | Nov 2, 2016 at 9:12 PM |
|                           | Anand, Rishi (RISHI)    |                   |        |                        |                        |
| Preflight/Validate inputs | Gupta, Vikas (VIKAS)    |                   |        |                        |                        |
|                           | VAKILS PM               |                   |        |                        |                        |
|                           | Sharma, Mukesh (MUKESH) |                   | ▶      | Nov 3, 2016 at 9:10 PM | Nov 2, 2016 at 9:10 PM |
|                           | Anand, Rishi (RISHI)    |                   |        |                        |                        |

- List of active projects along with the start date, due date and individuals with key roles.

# IMPLEMENTATION CASE STUDY (continued)

## JOB HISTORY

The screenshot displays a document management system interface. On the left, a 'Folders (8)' sidebar lists a hierarchy: 'Project Documents (0)' containing '01\_RAW (3)', '02\_Review Documents (3)', '03\_Report (0)', '04\_3D (0)', '05\_QRD (0)', '06\_Dispatch (0)', and '07 Proof (0)'. The main area shows 'Documents (3)' with a list of files. A preview window is open for 'CTN-ABS-KR-105\_P2\_20Oct2016.pdf', showing a document page with a table and a logo. The footer of the interface reads 'WebCenter by Esko - Version 14.1.1 - Build r14'.

| Document Name                   | Size    |
|---------------------------------|---------|
| CTN-ABS-KR-105_P1_10Oct2016.pdf | 283.9KB |
| ct2016.pdf                      | 1.2MB   |
| ct2016-signed.pdf               | 1.3MB   |

- All revisions, client annotations and versions/comparisons.

# IMPLEMENTATION CASE STUDY (continued)

## JOB TRACKING & WORKFLOW

The screenshot displays a workflow tracking interface for a project titled 'Artwork Dev & Proof Check'. The interface includes a header with the project name, a 'Workflow' tab, and the user 'ADMIN (ADMIN)'. Below the header is a table listing seven workflow steps, each with a hand icon, a description, the assigned user, a status indicator (green checkmark), and completion dates.


| Step                               | User  | Status | Start Date   | End Date     |
|------------------------------------|---|--------|--------------|--------------|
| Preflight/Validate inputs          | Gupta, Vikas (VIKAS) as VAKILS PM                   | ✓      | Sep 29, 2016 | Sep 29, 2016 |
| Prepare Artwork according to Brief | Sharma, Mukesh (MUKESH) as VAKILS PM                | ✓      | Oct 10, 2016 | Oct 10, 2016 |
| Review of Artwork                  | Biggar, Catriona (CATRIONA) as PS SC APP, PS SC REV | ✓      | Oct 10, 2016 | Oct 10, 2016 |
| Corrections by Reviewer            | Sharma, Mukesh (MUKESH) as VAKILS PM                | ✓      | Oct 19, 2016 | Oct 19, 2016 |
| Review of Artwork 1                | Biggar, Catriona (CATRIONA) as PS SC APP, PS SC REV | ✓      | Oct 20, 2016 | Oct 20, 2016 |
| Decision on Project Progress       | Biggar, Catriona (CATRIONA) as PS SC APP, PS SC REV | ✓      | Nov 2, 2016  | Nov 2, 2016  |
| Artwork Approval                   | Biggar, Catriona (CATRIONA) as PS SC APP, PS SC REV | ✓      | Nov 2, 2016  | Nov 2, 2016  |

- Shows the job tracking and workflow process for a particular job.



# IMPLEMENTATION CASE STUDY (continued)

## PROOF APPROVAL















Previous Version

Current Version

Comparison between 2  
versions are highlighted in  
**Red**

# IMPLEMENTATION CASE STUDY (continued)

## Archival

| Project  | Actions ▾  | Description   |   |                                      |
|--|--|---|---|--------------------------------------|
|    | <a href="#">Droperidol Italy Label LBL-DRO-IT-201</a>                            | Create new Label with enclosed QRD using existing carton as template ProStrakan Code - LBL-DRO-IT-201   |    | <a href="#">PROJECT MANAGAR - PS</a> |
|  |  |   | Project Archived  |                                      |
|    | <a href="#">Droperidol Italy Carton CTN-DRO-IT-201</a>                           | Create new Carton with enclosed QRD using existing carton as template ProStrakan Code - CTN-DRO-IT-201  |    | <a href="#">PROJECT MANAGAR - PS</a> |
|  |  |   | Project Archived  |                                      |
|    | <a href="#">Pabrinex IV Ireland Carton Mock Up (Current template new design)</a> | Create new carton using current Ireland carton as template (attached) kept the text the same but change the layout and design to match the final proof of Pabrinex IV Carton CTN-PAB-GB-002 |    | <a href="#">PROJECT MANAGAR - PS</a> |
|  |  |   | Project Archived  |                                      |
|    | <a href="#">Pabrinex IV Ireland Carton Mock Up</a>                               | Create new carton in new template with new design (to look like final proof in Pabrinex IV Carton CTN-PAB-GB-002) using the text as per current Ireland carton, attached in the raw folder  |    | <a href="#">PROJECT MANAGAR - PS</a> |
|  |  |   | Project Archived  |                                      |
|    | <a href="#">Desuric Spain PIL LFT-DES-ES-001</a>                                 | Create new PIL using the existing PIL as template Changes marked on the existing PIL New ProStrakan Code LFT-DEC-ES-001 Reason for Change - Change of Spanish name                          |    | <a href="#">PROJECT MANAGAR - PS</a> |
|  |  |   | Project Archived  |                                      |
|  | <a href="#">Desuric Spain Foil FOI-DES-ES-001</a>                                | Create new foil using existing foil as template Changes marked on current artwork New ProStrakan Number - FOI-DEC-ES-001 Reason for Change: Change of Spanish name                          |  | <a href="#">PROJECT MANAGAR - PS</a> |
|  |  |   | Project Archived  |                                      |

- Retrieval of historical work is a click away.

# IMPLEMENTATION CASE STUDY (continued)

## Quality Check Reports

| category  | OK                    | NOT OK                | NA                    |
|---|-----------------------|-----------------------|-----------------------|
| Check corresponding AWRef guidelines (NA for Condensed flow)  | <input type="radio"/> | <input type="radio"/> | <input type="radio"/> |
| AW creation OK + save (NA for Condensed flow)   | <input type="radio"/> | <input type="radio"/> | <input type="radio"/> |
| for Illustrator/Indesign : close document + re-open native file (NA for Condensed flow)                         | <input type="radio"/> | <input type="radio"/> | <input type="radio"/> |
| for ESKO: close document + re-open native file (Business Partners not having Backstage) (NA for Condensed flow) | <input type="radio"/> | <input type="radio"/> | <input type="radio"/> |
| for Illustrator/Indesign/ESKO: create certified artwork PDF+check (NA for Condensed flow)                       | <input type="radio"/> | <input type="radio"/> | <input type="radio"/> |
| Attach Certified artwork PDF in e-Packmat   | <input type="radio"/> | <input type="radio"/> | <input type="radio"/> |
| Print sep. PDF+Print comp. PDF (not for inline printed materials)   | <input type="radio"/> | <input type="radio"/> | <input type="radio"/> |
| Text control (NA for Condensed flow)  | <input type="radio"/> | <input type="radio"/> | <input type="radio"/> |
| Text control: Tradename (NA for Condensed flow)   | <input type="radio"/> | <input type="radio"/> | <input type="radio"/> |
| Text control: Trademark (NA for Condensed flow)   | <input type="radio"/> | <input type="radio"/> | <input type="radio"/> |
| Text control: concentration (NA for Condensed flow)   | <input type="radio"/> | <input type="radio"/> | <input type="radio"/> |
| Text control: presentation (NA for Condensed flow)  | <input type="radio"/> | <input type="radio"/> | <input type="radio"/> |
| Text control: customer logo (NA for Condensed flow)   | <input type="radio"/> | <input type="radio"/> | <input type="radio"/> |
| Layout type (NA for Condensed flow)   | <input type="radio"/> | <input type="radio"/> | <input type="radio"/> |
| Control PCC (in legend and artwork)   | <input type="radio"/> | <input type="radio"/> | <input type="radio"/> |
| Check legend (NA for Condensed flow)  | <input type="radio"/> | <input type="radio"/> | <input type="radio"/> |
| Technical drawing/template control  | <input type="radio"/> | <input type="radio"/> | <input type="radio"/> |
| Control colours in separation (NA for Condensed flow)   | <input type="radio"/> | <input type="radio"/> | <input type="radio"/> |

| Category  | OK                    | NOK                   | NA                    |
|---|-----------------------|-----------------------|-----------------------|
| Compare versions Certified PDF vs hardcopy proof (Page Info.) | <input type="radio"/> | <input type="radio"/> | <input type="radio"/> |
| Check legend  | <input type="radio"/> | <input type="radio"/> | <input type="radio"/> |
| Text control: 1st run   | <input type="radio"/> | <input type="radio"/> | <input type="radio"/> |
| Text control: Rerun   | <input type="radio"/> | <input type="radio"/> | <input type="radio"/> |
| Text control: Tradename                                       | <input type="radio"/> | <input type="radio"/> | <input type="radio"/> |
| Text control: Concentration                                   | <input type="radio"/> | <input type="radio"/> | <input type="radio"/> |
| Text control: Presentation                                    | <input type="radio"/> | <input type="radio"/> | <input type="radio"/> |
| Text control: Customer logo                                   | <input type="radio"/> | <input type="radio"/> | <input type="radio"/> |
| TVT Check   | <input type="radio"/> | <input type="radio"/> | <input type="radio"/> |
| Template/Technical Drawing Check                              | <input type="radio"/> | <input type="radio"/> | <input type="radio"/> |
| Control PCC (in legend and artwork)                           | <input type="radio"/> | <input type="radio"/> | <input type="radio"/> |
| Colour OK   | <input type="radio"/> | <input type="radio"/> | <input type="radio"/> |

# IMPLEMENTATION CASE STUDY (continued)

## PitStop Report

The screenshot displays the PitStop Pro interface. The main window shows a 'Preflight Report' for a PDF file. The report indicates that errors were found on page 1, specifically that the line weight is less than 0.1 pt (2x on page 1). It also lists fixes, including converting text to outlines (243x on page 1). The 'Color Information' panel on the right provides details for three color spaces: CMYK, Gray, and Indexed. The Indexed color space is further detailed with separation names for PANTONE 177 C and PANTONE Blue 072 C.

**enfocus PITSTOP PRO**

**Preflight Report**

**Errors were found on page 1**

- Line weight is less than 0.1 pt (2x on page 1)

**Fixes**

- Converted text to outlines (243x on page 1)

**Color Information**

| Item             | Value                           |
|------------------|---------------------------------|
| Color Space      | CMYK                            |
| Page             | 1                               |
| Color Space      | Gray                            |
| Page             | 1                               |
| Color Space      | Indexed                         |
| Page             | 1                               |
| Base Space       | CMYK                            |
| Range            | 0                               |
| Color Space      | NChannel (Multiple spot colors) |
| Page             | 1                               |
| Separations      | 1                               |
| Separation Names | PANTONE 177 C                   |
| Alternate Space  | CMYK                            |
| None Channels    | 1                               |
| Color Space      | NChannel (Multiple spot colors) |
| Page             | 1                               |
| Separations      | 1                               |
| Separation Names | PANTONE Blue 072 C              |
| Alternate Space  | CMYK                            |
| None Channels    | 1                               |



# IMPLEMENTATION CASE STUDY (continued)

## TVT Report

### Project: CTN-ACP-GB-001\_Changes for Vakils\_27A

TVT 7.0.4 Project Report

#### Project Information

|                      |   |   |
|----------------------|---|---|
| Originals:           | CTN-ACP-GB-001_Changes for Vakils_27Apr15.pdf<br>29.04.2016 11:26:10<br>SHA1:3315c1e996e0521ca08b3f1d4e597800e37029 | C:\Users\Mukesh.Sharma\Desktop\Mukesh\Adcal Caplet Carton |
| Words in Originals:  | 477   |   |
| Copies:              | CTN-ACP-GB-001_P7_29Apr15.pdf<br>29.04.2016 14:41:10<br>SHA1:5715d328a2d2e8e20bc55159243805bb394581                 | C:\Users\Mukesh.Sharma\Desktop\Mukesh\Adcal Caplet Carton |
| Words in Copies:     | 503   |   |
| Settings used:       | Leaflets (with ligature expansion)  |   |
| Hidden Map Warnings: | 0   |   |
| Importers used:      | PDFIN 1.70  |   |

#### Project History

| Date                | User          | Machine    |
|---------------------|---------------|------------|
| 29.04.2015 11:54:55 | Mukesh.Sharma | WSHAPAPP03 |
| 29.04.2015 12:00:33 | Mukesh.Sharma | WSHAPAPP03 |
| 29.04.2015 12:02:24 | Mukesh.Sharma | WSHAPAPP03 |
| 29.04.2015 12:03:17 | Mukesh.Sharma | WSHAPAPP03 |

| DEV#  | Type      | 1886 - - 67 x 67 x 96 mm UK<br>English<br>6 06-Jan | Page | 1886 - - 67 x 67 x 96 mm UK<br>English<br>7 29-Apr   | Page | User / Time                        | Accepted |
|-------|-----------|--|------|--|------|------------------------------------|----------|
| DEV4  | Deviation |  | 1    |  | 1    | Mukesh.Sharma, 29.04.2016 12:00:48 | accepted |
| DEV8  | Insertion |  | 1    | Font Type: Verdana, Helvetica<br>Font Size: 9pt/10pt/11pt/15pt<br>Reason for Change: To add calendar to the pack | 1    | Mukesh.Sharma, 29.04.2016 12:01:21 | accepted |
| DEV12 | Deviation | ADC  | 1    | ACP  | 1    | Mukesh.Sharma, 29.04.2016 12:03:02 | accepted |

#### Order Breaks

| GID  | Type               | Original Text | Page | Copy Text | Page | User / Time | Comment |
|------|--------------------|---------------|------|-----------|------|-------------|---------|
| OB1  | Order Break After  | .             | 1    | .         | 1    |             |         |
| OB2  | Order Break Before | This          | 1    | This      | 1    |             |         |
| OB5  | Order Break After  | Date          | 1    | Date      | 1    |             |         |
| OB6  | Order Break Before | EXP           | 1    | EXP       | 1    |             |         |
| OB7  | Order Break After  | Sun           | 1    | Sun       | 1    |             |         |
| OB9  | Order Break Before | Swallow       | 1    | Swallow   | 1    |             |         |
| OB10 | Order Break After  | .             | 1    | .         | 1    |             |         |
| OB11 | Order Break Before | Calcium       | 1    | Calcium   | 1    |             |         |
| OB13 | Order Break After  | 001           | 1    | 001       | 1    |             |         |

#### Project State

| Type         | Sum | Accepted | Marked |
|--------------|-----|----------|--------|
| Deviations   | 4   | 4        | 0      |
| Order Breaks | 9   | 0        | 0      |
| Hyphenations | 0   | 0        | 0      |

# IMPLEMENTATION

## CASE STUDY (continued)

### Compliance Validation

- Developed to GAMP5 guidelines
- Validation Services
- FDA 21 CFR Part 11 compliance controls built in
- Developed to GMP guideline standards
- Full audit trail and version control
- Traceability

# IMPLEMENTATION

## CASE STUDY (continued)

### Meeting the Challenges

- Managing job instructions
- Issues related to reviewing and approval process
- Tracking all the jobs
- Managing different versions
- Managing and Searching assets
- Communication issues between different departments and global suppliers



# Thank You

**vakils**  
PREMEDIA

[www.vakilspremedia.com](http://www.vakilspremedia.com)